

250w - 4kw / 50hz - 30khz

## DAT210 – Digital Auto-Tune Inverter



The DAT210 is a new **Microcontroller** design that automatically determines the optimum system operating frequency (resonance). Years in the making, this technology will, for the first time, make high-efficiency self optimizing systems available to everyone. This single-phase inverter provides a **linear** means to adjust corona by using Pulse Density Modulation (PDM), with frequencies up to 30khz. This control scheme allows the inverter to use the full potential of the IGBTs by reducing the usual high-frequency switching losses. **Automatic buss-voltage compensation** stabilizes the output as power line conditions change. PTI has specifically designed transformers to mate with the DAT210, thereby providing a **complete high- voltage solution**

### Applications:

- Ozone system variable-frequency voltage drive and Pulse Density Modulation.
- Non-thermal plasma or cold plasma systems.
- Applications requiring good plasma coverage at extreme turn down, such as 1%.
- Corona Treatment and Static Eliminator systems.
- High-frequency, high-current supplies for laboratory use.
- DC to Single-phase output conversion for crane and gantry lighting.
- Now available with PlasmaVIEW™ software (optional)

### Features:

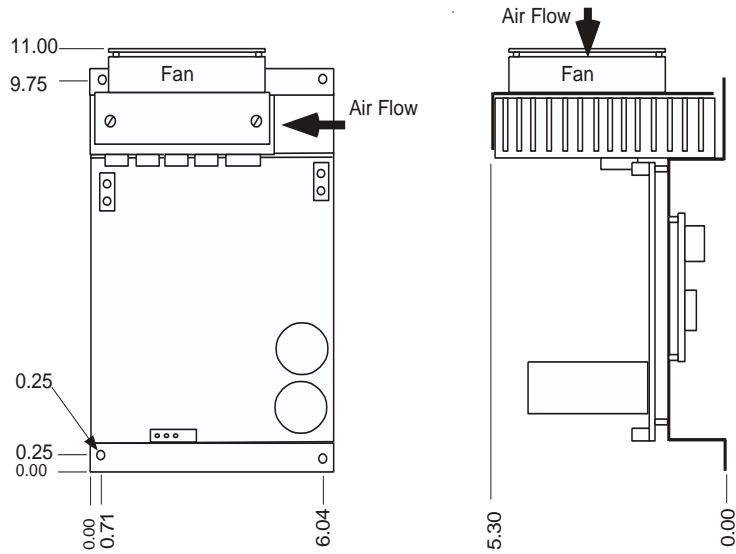
- **Microcontroller** design provides unprecedented control integration. Formerly unmanageable in large systems, **automatically tuning** maintains **maximum system efficiency** and holds **power constant** as system conditions that effect performance may drift.
- Selections for full automatic system tuning, semi-automatic and manual modes.
- Advanced power control via **Pulse Density Modulation (PDM)** yields linear power (Ozone) output vs. command signal, even at high turn-down. This is only possible when PDM is used.
- Extensive two tear fault enunciation **maximizes up-time** and simplifies service diagnostics. Latched fault indicators retain fault status until serviced.

## Features Continued:

- User-adjustable **HIGH** and **LOW load-current bracketing**. Either high current or low current produce a fault which is reported to the terminal strip as well as LEDs, which can then be handled as a soft fault or hard fault. Soft means a user-provided PLC can decide what action is taken before the inverter is disengaged. A hard fault will automatically provide an OFF command to disengage the inverter output.
- Pulse Width and Frequency control in manual mode provide for complete system flexibility.
- **Onboard potentiometers** to control frequency, power (PDM), and output voltage (Pulse Width) can be jumpered in or out individually, if off-board control is desired.
- Inputs easily interface to PLC or computer. **4-20 ma input** or 0-20 ma control of power (PDM) for simple and linear ORP interface, if desired. Also, jumper configurability for 0-10vdc allows interfacing to all common closed- loop control devices. Frequency and Voltage (Pulse Width) optionally controlled via 0 – 10vdc.
- Additional user-terminal strip interfaces: Output ON (implies no faults); scaled buss volts; scaled buss current; 1x inverter clock frequency, soft / (latched) hard fault.
- Safety lockouts and automatic-fault shutdown should short-circuit or over-temperature conditions occur. **Fault** status is latched and is reported via **LEDS** to aid technicians. Indicators include: Output ON, Instantaneous, and long-term over current, over temp.
- PDM, Voltage and Frequency potentiometers have their own jumper selection for on board control if desired.
- **Push-On, Push-Off** or toggle-switch control, inputs and simulates contact logic for simple management of ON/OFF function.
- **Buss-Voltage Compensation** maintains nearly constant output voltage should line voltage drift. Compensation is automatically scaled for 120v and 240v operation.
- **Control connections** of the essential I/O functions are the **same** as the SSD110 and Plasma Block.
- Full **pulse-by-pulse** current limit control for all power output devices for reliable operation.
- Short input **power loss ride-through** stabilizes performance during line-voltage fluctuations.
- All control connections are **fully isolated** from power line reference to enable simple and safe connection to other equipment.
- Normal frequency range of 50hz, adjustable to 30khz with built-in IGBT protection circuits.

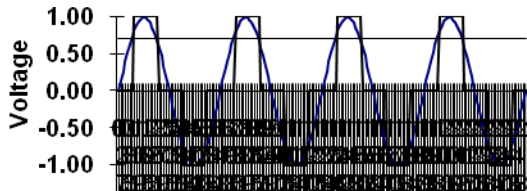
**Military grade conformal coating** eliminates problems associated with condensation and mold as well as greatly retarding damaged caused by accidental ozone exposure.

# Installation Drawing

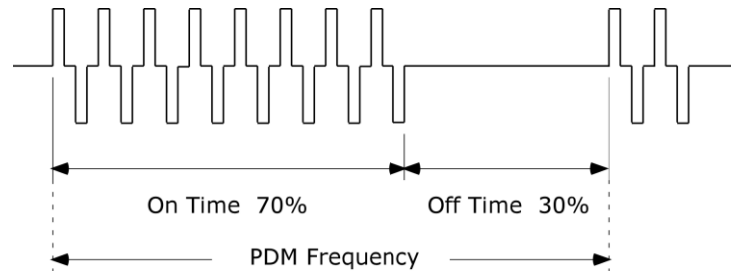


## Example DAT210 Outputs:

*Full Frequency / Full RMS Voltage*



*Typical PDM Waveform*



## Sizing:

Part Number	Device Rating/Phase (ARMS)	Inverter Output/Phase (ARMS)	Output Voltage (VRMS)	Output Power (KVA)	PTI Transformers /Leg
DAT210	25.0	15.0	240 / 120	3.6 / 1.8	

## Input specifications:

AC input 90 to 264 (VRMS) single-phase, 50/60hz. DC input voltage 120 to 373 (VDC).